

Form 3021w

(250)

Printed in U. S. A.

# LIST OF PARTS



## MACHINE No. 410w10

---

**\*\* A TRADE MARK OF**

**THE SINGER MANUFACTURING COMPANY**

# INSTRUCTIONS FOR OILING

---

To ensure easy running and prevent unnecessary wear of the parts which are in movable contact, the machine requires oiling and when in continuous use, "TYPE A" or "TYPE C" OIL, sold only by Singer Sewing Machine Company, should be applied at the beginning of each working day to all oil holes marked "OIL", as instructed in Form 3020w.

"TYPE C" OIL is stainless.

Copyright, U. S. A., 1940, 1947, 1949 and 1950  
by The Singer Manufacturing Co.  
All Rights Reserved for all Countries

# INDEX

---

	PAGE
ACCESSORIES - - - - -	10
KNEE LIFTER - - - - -	10
MACHINE No. 410w10 - - - - -	5
NUMERICAL LIST OF PARTS - - - - -	11

# INSTRUCTIONS FOR ORDERING

---

In ordering from this list, use **ONLY** the **PART** number in the **FIRST** column.

The number stamped on a Sewing Machine Part is the number of the Single Part only, except when the part includes Set Screws, Clamping Screws, Studs and Rollers Spun on, Small Wires riveted, or Parts soldered together, etc., which it is necessary to furnish in combination.

Every combination of parts sent out has its specific number which, although not stamped on Parts (except in above case), must be used when ordering the combination.

Each number always indicates the **SAME PART** in whatever list it appears, or for whatever Machine.

The letters after some of the numbers indicate the style of finish only, as follows:

- A. Hardened, Polished, Nickel Plated and Buffed.
- B. Polished, Nickel Plated and Buffed.
- C. Hardened only.
- D. Polished only.
- E. Soft, not polished.
- F. Hardened and Polished.
- H. Blued.
- J. Nickel Plated only.
- R. Merlized.
- X. Black Oxide, for Iron and Steel.
- XC. Hardened and Black Oxide, for Iron or Steel.
- Y. Black Nickel Plated only.

These letters **MUST BE USED** when they appear in the list and **AFTER** the number, as in the list.

In this series

1 to 1500, 200001 to 201500 and 350001 to 351500 are Screw Numbers.  
1501 to 1800, 201501 to 201800 and 351501 to 351800 are Nut Numbers.  
1801 to 2000, 201801 to 202000 and 351801 to 352000 are Roller Numbers.  
2001 to 50000 and 202001 to 350000 are Numbers of Machine Parts.

The figures in the second column refer only to the plate in which the illustration of the part is shown and are **NOT TO BE USED** in ordering.

Two or more numbers over a cut indicate that the difference between such parts is not visible in an illustration.

Parts marked with an asterisk (\*) are furnished only when repairs are made at the factory.

LIST OF PARTS COMPLETE  
FOR



## MACHINE No. 4i0w10

### NEEDLE BAR TAKE-UP.

HIGH SPEED. SHORT ARM. DROP FEED.  
SINGLE NEEDLE. SINGLE THREAD CHAIN STITCH.  
FOR BASTING OR STITCHING LIGHT AND MEDIUM FABRICS.

No.	Plate	Name
*271201	-----	Arm
270002	18308	" Cover Plate (back)
200041X	18308	" " " Screw (2)
204235	18308	" Position Pin (2)
200004E	18308	" Screw (3)
202005	18308	" " Washer (3)
*271202	18444	" Shaft
271203	18444	" " 271202 with 200333C, 200378C, 270005 and 271210
270004	18444	Arm Shaft Ball Bearing (back)
270005	18444	" " " " (front)
270926	18444	" " Connection Belt (reinforced neoprene)

## PARTS FOR MACHINE No. 410w10

No.	Plate	Name
271127	18444	Arm Shaft Connection Belt Pulley with 200363AL, 350492C and two 214206
350492C	18444	Arm Shaft Connection Belt Pulley Position Screw
200363AL	18444	Arm Shaft Connection Belt Pulley Set Screw
214206	18444	Arm Shaft Connection Belt Pulley Spring Flange
271204	18444	Balance Wheel (aluminum alloy casting) for "v" belt (outside diam. of belt groove 2.9 in.) rim diam. 4 in. with 350540C and 350541C
271205	18444	Balance Wheel 271204 with 270004
350540C	18444	" " Position Screw
350541C	18444	" " Set Screw
*271206	-----	Bed
270009	18308	" Slide
271207	18446	Face Plate with 200154F, 247606, 247607, 247619 and two 9543
350503H	18446	Face Plate Screw (7)
271131	18446	" " Thread Guide (adjustable)
200126H	18446	" " " " Screw (2)
143185	18363	Feed Bar Body with two each 1607C and 51220AL
51220AL	18363	Feed Bar Body Adjusting Screw
1607C	18363	" " " " " Lock Nut
704C	18363	" " " " Screw
143187	18363	Feed Bar (tilting, adjustable) complete, Nos. 704C, 143185 and 143186
270012	18363	Feed Bar Center (2)
200394C	18363	" " " " Set Screw
235706	18363	" " Oiling Wick
270138	18363	" " " " Holder
270139	18363	" " " " " 270138 with 235706
143186	18363	Feed Bar Shank
52266	18363	" " Slide Block
52267	18363	" " " " 52266 with 125060
*125060	18363	" " " " Stud
271208	18447	" Dog, for 271212
50117E	18447	" " Screw (2)
270013	18363	" Driving Connection
270014	18363	" " " " 270013 with 270016
270015	18363	Feed Driving Connection Crank with 200040E
200040E	18363	Feed Driving Connection Crank Pinch Screw
200545C	18363	Feed Driving Connection Hinge Screw
201522E	18363	" " " " " Nut
270016	18363	" " " " Needle Bearing
270017	18448	" " Eccentric
271101	18448	" " " " Adjusting Disc
270137	18448	" " " " " "
		Spring
271133	18448	Feed Driving Eccentric Adjusting Disc Spring Collar with 201220C

No.	Plate	Name
201220C	18448	Feed Driving Eccentric Adjusting Disc
		Spring Collar Position Screw
240231	18448	Feed Driving Eccentric Friction Gib
200369C	18448	" " " "
		Adjusting Screw
350101C	18448	Feed Driving Eccentric Friction Gib
		Adjusting Screw Set Screw
270020	18448	Feed Driving Flange with 200333C,
		200346C, two each 200369C and 350101C
200333C	18448	Feed Driving Flange Position Screw
200346C	18448	" " " Set Screw
270021	18363	" " Rock Shaft with two
		200394C
270022	18363	Feed Driving Rock Shaft Center (2)
201254C	18363	" " " " Set
		Screw (2)
270013	18363	Feed Lifting Connection
270014	18363	" " " 270013 with
		270016
270015	18363	Feed Lifting Connection Crank with
		200040E
200040E	18363	Feed Lifting Connection Crank Pinch
		Screw
200545C	18363	Feed Lifting Connection Hinge Screw
201522E	18363	" " " " " Nut
270016	18363	" " " Needle Bearing
271124	18448	" " Eccentric with 200382C
		and 201220C
201220C	18448	Feed Lifting Eccentric Position Screw
200382C	18448	" " " Set Screw
270024	18363	" " Rock Shaft with 52267
270022	18363	" " " " Center (2)
201254C	18363	" " " " Set
		Screw (2)
270140	18448	Feed Regulating Stud
240245	18448	" " " Retaining Spring
270026	18448	" " " Spring
270045	18445	Knee Lifter Lifting Link
270285	18308	" " " " Connection
200427C	18308	" " " " "
		Set Screw
200293C	18445	Knee Lifter Lifting Link Hinge Screw
270094	18308	" " " Rod
270048	18308	" " " " Connection
200434C	18308	" " " " " Set
		Screw
270049	18308	Knee Lifter Rock Shaft with 200427C
		and 200434C
271003	18448	Looper
270031	18448	" Driving Shaft
270032	18448	" " " Ball Bearing
270033	18448	" " " Bushing with
		270200
270200	18448	Looper Driving Shaft Bushing Oil
		Packing (wick)
200362C	18448	Looper Driving Shaft Bushing Set Screw

## PARTS FOR MACHINE No. 410w10

No.	Plate	Name
270169	18448	Looper Driving Shaft Connection Belt Pulley with 214206 and two 200070C
200070C	18448	Looper Driving Shaft Connection Belt Pulley Set Screw
214206	18448	Looper Driving Shaft Connection Belt Pulley Spring Flange
271004	18448	Looper Driving Shaft Gear with 200382C, 201220C and 271006
201220C	18448	Looper Driving Shaft Gear Position Screw
200382C	18448	Looper Driving Shaft Gear Set Screw
271005	18448	" " " Oil Lead Wire
270038	18308	" " " " Reservoir Cover
270039	18308	Looper Driving Shaft Oil Reservoir Cover Gasket
200041X	18308	Looper Driving Shaft Oil Reservoir Cover Screw (6)
*271006	-----	Looper Driving Shaft Oil Slinger
271007	18448	" Idler Shaft
271008	18448	" " " Collar with two 50150AL
50150AL	18448	Looper Idler Shaft Collar Set Screw
271009	18448	" " " Needle Bearing
200F	18448	" Set Screw
271010	18448	" Shaft
271044	18448	" " Bushing
271045	18448	" " " 271044 with 271007, 271008, 271010, 271013, 271046, two each 270653 and 271009
200917C	18448	Looper Shaft Bushing Position Screw
271013	18448	" " Collar with 200F and 462AL
462AL	18448	Looper Shaft Collar Set Screw
271046	18448	" " Friction Plate
270653	18448	" " Needle Bearing
271031	18448	Needle and Loop Guide
200082D	18448	" " " " Screw
271135	18445	" Bar with 200141F
270124	18445	" " Bushing (lower)
270261	18445	" " " (upper)
350489AL	18445	" " " " Set Screw
270053	18445	" " Connecting Link
270054	18445	" " " " 270053 with 270043
270055	18445	Needle Bar Connecting Link Guide Block
200054E	18445	Needle Bar Connecting Link Guide Block Screw (2)
271209	18445	Needle Bar Connecting Link Hinge Stud with 222598
222598	18445	Needle Bar Connecting Link Hinge Stud Oil Packing (wick)
200374C	18444	Needle Bar Connecting Link Hinge Stud Set Screw
270043	18445	Needle Bar Connecting Link Needle Bearing



No.	Plate	Name
271137	18445	Needle Bar Connecting Link Thrust Washer
270057	18445	Needle Bar Connecting Stud with 200086C and 202330
202330	18445	Needle Bar Connecting Stud Oil Packing (wick)
200086C	18445	Needle Bar Connecting Stud Pinch Screw
*271210	18444	" " Crank with two 200374C
200333C	18444	" " " Position Screw
200378C	18444	" " " " " Check Screw
270058	18445	Needle Bar Oiling Felt (2)
200141F	18445	" Set Screw
270059	18445	Presser Bar with 176X
270060	18445	" " Bushing
270061	18445	" " Lifter
350442C	18445	" " " Hinge Screw
270062	18445	" " Lifting Releasing Lever Bracket
270095	18445	Presser Bar Lifting Releasing Lever Bracket Spring
270063	18445	Presser Bar Position Guide with 200196E and 350411C
350411C	18445	Presser Bar Position Guide Pinch Screw
270064	18308	" " Spring
350435C	18308	" " " Screw (pressure regulating)
350499XC	18308	Presser Bar Spring Screw Stud
271211	18447	" Foot
176X	18445	" " Screw
2102	18446	Tension Disc
270076	18445	" Releaser (adjustable)
200132E	18445	" " Screw
32572	18446	" Releasing Disc
270086	18446	" " Pin
13710	18446	" Spring
50304C	18446	" Stud
52098	18446	" " 50304C with 1560C
50305C	18446	" " Set Screw
52083	18446	" " Socket with 50305C
446C	18446	" " " Set Screw
1560C	18446	" Thumb Nut
271213	18446	Tension complete, Nos. 13710, 32572, 52083, 52098, 270086 and two 2102
247606	18446	Thread Check Bracket
247607	18446	" " Cap
9543	18446	" " Disc
200154F	18446	" " Screw
247619	18446	" " Spring
271017	18446	" Guide
263118	18445	" " (on Needle Bar Bushing)
201527H	18446	" " Lock Nut
271029	18446	" Retainer
200355H	18446	" " Set Screw
271140	18445	" Take-up with 200066E
200066E	18445	" " Pinch Screw
271212	18447	Throat Plate, for 271208
691F	18447	" " Screw (2)

## ACCESSORIES

No.	Plate	Name
50190W	18308	Attachment Screw
25878	18300	Guide
270155	18448	Looper Driving Shaft Oil Reservoir Oil Gauge
24 x 1	-----	Needles, six, size 14
228478	18311	Drip Pan with four 3/4 in. wire nails
12361	18300	Machine Hinge Connection (2)
41400	18300	" Rest Pin (wood)
228493	-----	Oiler 120342 filled with Oil
120342	18300	" (copper plated) with 120343
120343	18300	" Spout (3-1/2 in. long)
259477	18300	Screw Driver, 5 in. long

## KNEE LIFTER

228359	18311	Rock Lever with two 350231C
228486	18311	" " Bracket with 200347C and three wood screws 7/8 in., No. 12
228361	18311	Rock Lever Bracket 228486 with 228359, 228363, 228367, 228386 and 228455
228370	18311	Rock Lever Extension with 200529C
350231C	18311	" " " Set Screw
228363	18311	" " Hinge Pin
228364	18311	" " Knee Plate with 350231C
228388	18311	" " " " Arm
350231C	18311	" " " " " Set Screw
350231C	18311	" " " " " Set Screw
228455	18311	" " Position Spring
228365	18311	" " Rod
200529C	18311	" " " Set Screw
228386	18311	" " Spring
228367	18311	" " Stop Stud
200347C	18311	" " " " " Set Screw
228371	18311	Knee Lifter Rock Lever complete, Nos. 228361, 228364, 228365, 228370 and 228388

(Other Knee Lifter Parts are listed with parts  
of machine head)

NUMERICAL  
LIST  
OF PARTS

## NUMERICAL LIST OF PARTS

---

No.	Plate	Name
176X	18445	Presser Foot Screw, for 270059
200F	18448	Looper Set Screw, for 271013
446C	18446	Tension Stud Socket Set Screw
462AL	18448	Looper Shaft Collar Set Screw, for 271013
691F	18447	Throat Plate Screw
704C	18363	Feed Bar Body Screw, for 143187
1560C	18446	Tension Thumb Nut, for 52098
1607C	18363	Feed Bar Body Adjusting Screw Lock Nut, for 143185
2102	18446	Tension Disc, for 271213
9543	18446	Thread Check Disc, for 271207
12361	18300	Machine Hinge Connection
13710	18446	Tension Spring, for 271213
25878	18300	Guide
32572	18446	Tension Releasing Disc, for 271213
41400	18300	Machine Rest Pin (wood)
50117E	18447	Feed Dog Screw
50150AL	18448	Looper Idler Shaft Collar Set Screw, for 271008
50190W	18308	Attachment Screw
50304C	18446	Tension Stud, for 52098
50305C	18446	" " Set Screw, for 52083
51220AL	18363	Feed Bar Body Adjusting Screw, for 143185
52083	18446	Tension Stud Socket with 50305C, for 271213
52098	18446	Tension Stud 50304C with 1560C, for 271213
52266	18363	Feed Bar Slide Block, for 52267
52267	18363	" " " " 52266 with 125060, for 270024
120342	18300	Oiler (copper plated) with 120343, for 228493
120343	18300	Oiler Spout (3-1/2 in. long), for 120342
*125060	18363	Feed Bar Slide Block Stud, for 52267
143185	18363	" " Body with two each 1607C and 51220AL, for 143187
143186	18363	Feed Bar Shank, for 143187
143187	18363	Feed Bar (tilting, adjustable) complete, Nos. 704C, 143185 and 143186
200004E	18308	Arm Screw
200040E	18363	Feed Driving Connection Crank Pinch Screw, for 270015
200040E	18363	Feed Lifting Connection Crank Pinch Screw, for 270015
200041X	18308	Arm Cover Plate Screw

## NUMERICAL LIST OF PARTS

No.	Plate	Name
200041X	18308	Looper Driving Shaft Oil Reservoir Cover Screw
200054E	18445	Needle Bar Connecting Link Guide Block Screw
200066E	18445	Thread Take-up Pinch Screw, for 271140
200070C	18448	Looper Driving Shaft Connection Belt Pulley Set Screw, for 270169
200082D	18448	Needle and Loop Guide Screw
200086C	18445	" Bar Connecting Stud Pinch Screw, for 270057
200126H	18446	Face Plate Thread Guide Screw
200132E	18445	Tension Releaser Screw
200141F	18445	Needle Set Screw, for 271135
200154F	18446	Thread Check Screw, for 271207
200293C	18445	Knee Lifter Lifting Link Hinge Screw
200333C	18448	Feed Driving Flange Position Screw, for 270020
200333C	18444	Needle Bar Crank Position Screw, for 271203
200346C	18448	Feed Driving Flange Set Screw, for 270020
200347C	18311	Knee Lifter Rock Lever Stop Stud Set Screw, for 228486
200355H	18446	Thread Retainer Set Screw
200362C	18448	Looper Driving Shaft Bushing Set Screw
200363AL	18444	Arm Shaft Connection Belt Pulley Set Screw, for 271127
200369C	18448	Feed Driving Eccentric Friction Gib Adjusting Screw, for 270020
200374C	18444	Needle Bar Connecting Link Hinge Stud Set Screw, for 271210
200378C	18444	Needle Bar Crank Position Screw Check Screw, for 271203
200382C	18448	Feed Lifting Eccentric Set Screw, for 271124
200382C	18448	Looper Driving Shaft Gear Set Screw, for 271004
200394C	18363	Feed Bar Center Set Screw, for 270021
200427C	18308	Knee Lifter Lifting Link Connection Set Screw, for 270049
200434C	18308	Knee Lifter Lifting Rod Connection Set Screw, for 270049
200529C	18311	Knee Lifter Rock Lever Rod Set Screw, for 228370
200545C	18363	Feed Driving Connection Hinge Screw
200545C	18363	" Lifting Connection Hinge Screw
200917C	18448	Looper Shaft Bushing Position Screw
201220C	18448	Feed Driving Eccentric Adjusting Disc Spring Collar Position Screw, for 271133
201220C	18448	Feed Lifting Eccentric Position Screw, for 271124
201220C	18448	Looper Driving Shaft Gear Position Screw, for 271004
201254C	18363	Feed Driving Rock Shaft Center Set Screw
201254C	18363	Feed Lifting Rock Shaft Center Set Screw

## NUMERICAL LIST OF PARTS

13

No.	Plate	Name
201522E	18363	Feed Driving Connection Hinge Screw Nut
201522E	18363	Feed Lifting Connection Hinge Screw Nut
201527H	18446	Thread Guide Lock Nut
202005	18308	Arm Screw Washer
202330	18445	Needle Bar Connecting Stud Oil Packing (wick),for 270057
204235	18308	Arm Position Pin
214206	18444	" Shaft Connection Belt Pulley Spring Flange,for 271127
214206	18448	Looper Driving Shaft Connection Belt Pulley Spring Flange,for 270169
222598	18445	Needle Bar Connecting Link Hinge Stud Oil Packing (wick),for 271209
228359	18311	Knee Lifter Rock Lever with two 350231C,for 228361
228361	18311	Knee Lifter Rock Lever Bracket 228486 with 228359,228363,228367,228386 and 228455,for 228371
228363	18311	Knee Lifter Rock Lever Hinge Pin,for 228361
228364	18311	Knee Lifter Rock Lever Knee Plate with 350231C,for 228371
228365	18311	Knee Lifter Rock Lever Rod,for 228371
228367	18311	" " " " Stop Stud,for 228361
228370	18311	Knee Lifter Rock Lever Extension with 200529C,for 228371
228371	18311	Knee Lifter Rock Lever complete,Nos. 228361,228364,228365,228370 and 228388
228386	18311	Knee Lifter Rock Lever Spring,for 228361
228388	18311	Knee Lifter Rock Lever Knee Plate Arm,for 228371
228455	18311	Knee Lifter Rock Lever Position Spring,for 228361
228478	18311	Drip Pan with four 3/4 in. wire nails
228486	18311	Knee Lifter Rock Lever Bracket with 200347C and three wood screws 7/8 in.,No.12,for 228361
228493	-----	Oiler 120342 filled with Oil
235706	18363	Feed Bar Oiling Wick,for 270139
240231	18448	" Driving Eccentric Friction Gib
240245	18448	" Regulating Stud Retaining Spring
247606	18446	Thread Check Bracket,for 271207
247607	18446	" " Cap,for 271207
247619	18446	" " Spring,for 271207
259477	18300	Screw Driver,5 in. long
263118	18445	Thread Guide (on Needle Bar Bushing)
270002	18308	Arm Cover Plate (back)
270004	18444	" Shaft Ball Bearing (back),for 271205
270005	18444	Arm Shaft Ball Bearing (front),for 271203

## NUMERICAL LIST OF PARTS

No.	Plate	Name
270009	18308	Bed Slide
270012	18363	Feed Bar Center
270013	18363	" Driving Connection, for 270014
270013	18363	" Lifting Connection, for 270014
270014	18363	" Driving Connection 270013 with 270016
270014	18363	Feed Lifting Connection 270013 with 270016
270015	18363	Feed Driving Connection Crank with 200040E
270015	18363	Feed Lifting Connection Crank with 200040E
270016	18363	Feed Driving Connection Needle Bearing, for 270014
270016	18363	Feed Lifting Connection Needle Bearing, for 270014
270017	18448	Feed Driving Eccentric
270020	18448	" " Flange with 200333C, 200346C, two each 200369C and 350101C
270021	18363	Feed Driving Rock Shaft with two 200394C
270022	18363	Feed Driving Rock Shaft Center
270022	18363	" Lifting Rock Shaft Center
270024	18363	" " " " with 52267
270026	18448	" Regulating Stud Spring
270031	18448	Looper Driving Shaft
270032	18448	" " " Ball Bearing
270033	18448	" " " Bushing with 270200
270038	18308	Looper Driving Shaft Oil Reservoir Cover
270039	18308	Looper Driving Shaft Oil Reservoir Cover Gasket
270043	18445	Needle Bar Connecting Link Needle Bearing, for 270054
270045	18445	Knee Lifter Lifting Link
270048	18308	" " " Rod Connection
270049	18308	" " Rock Shaft with 200427C and 200434C
270053	18445	Needle Bar Connecting Link, for 270054
270054	18445	" " " " 270053 with 270043
270055	18445	Needle Bar Connecting Link Guide Block
270057	18445	" " " Stud with 200086C and 202330
270058	18445	Needle Bar Oiling Felt
270059	18445	Presser Bar with 176X
270060	18445	" " Bushing
270061	18445	" " Lifter
270062	18445	" " Lifting Releasing Lever Bracket
270063	18445	Presser Bar Position Guide with 200196E and 350411C
270064	18308	Presser Bar Spring
270076	18445	Tension Releaser (adjustable)
270086	18446	" Releasing Pin, for 271213
270094	18308	Knee Lifter Lifting Rod
270095	18445	Presser Bar Lifting Releasing Lever Bracket Spring

## NUMERICAL LIST OF PARTS

15

No.	Plate	Name
270124	18445	Needle Bar Bushing (lower)
270137	18448	Feed Driving Eccentric Adjusting Disc Spring
270138	18363	Feed Bar Oiling Wick Holder, for 270139
270139	18363	" " " " " 270138 with 235706
270140	18448	Feed Regulating Stud
270155	18448	Looper Driving Shaft Oil Reservoir Oil Gauge
270169	18448	Looper Driving Shaft Connection Belt Pulley with 214206 and two 200070C
270200	18448	Looper Driving Shaft Bushing Oil Packing (wick), for 270033
270261	18445	Needle Bar Bushing (upper)
270285	18308	Knee Lifter Lifting Link Connection
270653	18448	Looper Shaft Needle Bearing, for 271045
270926	18444	Arm Shaft Connection Belt (reinforced neoprene)
271003	18448	Looper
271004	18448	Looper Driving Shaft Gear with 200382C, 201220C and 271006
271005	18448	Looper Driving Shaft Oil Lead Wire
*271006	-----	" " " " Slinger, for 271004
		Nos. 271007 to 271010, for 271045
271007	18448	Looper Idler Shaft
271008	18448	" " " Collar with two 50150AL
271009	18448	Looper Idler Shaft Needle Bearing
271010	18448	" Shaft
271013	18448	" " Collar with 200F and 462AL, for 271045
271017	18446	Thread Guide
271029	18446	" Retainer
271031	18448	Needle and Loop Guide
271044	18448	Looper Shaft Bushing, for 271045
271045	18448	" " " 271044 with 271007, 271008, 271010, 271013, 271046, two each 270653 and 271009
271046	18448	Looper Shaft Friction Plate, for 271045
271101	18448	Feed Driving Eccentric Adjusting Disc
271124	18448	" Lifting Eccentric with 200382C and 201220C
271127	18444	Arm Shaft Connection Belt Pulley with 200363AL, 350492C and two 214206
271131	18446	Face Plate Thread Guide (adjustable)
271133	18448	Feed Driving Eccentric Adjusting Disc Spring Collar with 201220C
271135	18445	Needle Bar with 200141F
271137	18445	" " Connecting Link Thrust Washer
271140	18445	Thread Take-up with 200066E
*271201	-----	Arm
*271202	18444	" Shaft, for 271203



## NUMERICAL LIST OF PARTS

No.	Plate	Name
271203	18444	Arm Shaft 271202 with 200333C, 200378C, 270005 and 271210
271204	18444	Balance Wheel (aluminum alloy casting) for "v" belt (outside diam. of belt groove 2.9 in.) rim diam. 4 in. with 350540C and 350541C, for 271205
271205	18444	Balance Wheel 271204 with 270004
*271206	-----	Bed
271207	18446	Face Plate with 200154F, 247606, 247607, 247619 and two 9543
271208	18447	Feed Dog, for 271212
271209	18445	Needle Bar Connecting Link Hinge Stud with 222598
*271210	18444	Needle Bar Crank with two 200374C, for 271203
271211	18447	Presser Foot
271212	18447	Throat Plate, for 271208
271213	18446	Tension complete, Nos. 13710, 32572, 52083, 52098, 270086 and two 2102
350101C	18448	Feed Driving Eccentric Friction Gib Adjusting Screw Set Screw, for 270020
350231C	18311	Knee Lifter Rock Lever Extension Set Screw, for 228359
350231C	18311	Knee Lifter Rock Lever Knee Plate Arm Set Screw, for 228359
350231C	18311	Knee Lifter Rock Lever Knee Plate Set Screw, for 228364
350411C	18445	Presser Bar Position Guide Pinch Screw, for 270063
350435C	18308	Presser Bar Spring Screw (pressure regulating)
350442C	18445	Presser Bar Lifter Hinge Screw
350489AL	18445	Needle Bar Bushing (upper) Set Screw
350492C	18444	Arm Shaft Connection Belt Pulley Position Screw, for 271127
350499XC	18308	Presser Bar Spring Screw Stud
350503H	18446	Face Plate Screw
350540C	18444	Balance Wheel Position Screw, for 271204
350541C	18444	Balance Wheel Set Screw, for 271204

SINGER Needles should be used  
in SINGER Machines.  
These Needles and their Containers  
are marked with the  
Company's Trade Mark "SIMANCO.\*\*\*" 1

Needles in Containers marked  
"FOR SINGER MACHINES"  
are NOT **SINGER** made needles. 2

ILLUSTRATIONS  
OF  
PARTS

18300 - 1/2

259477

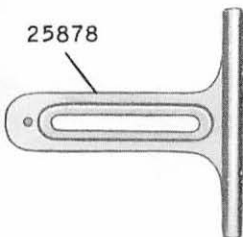


41400



120342

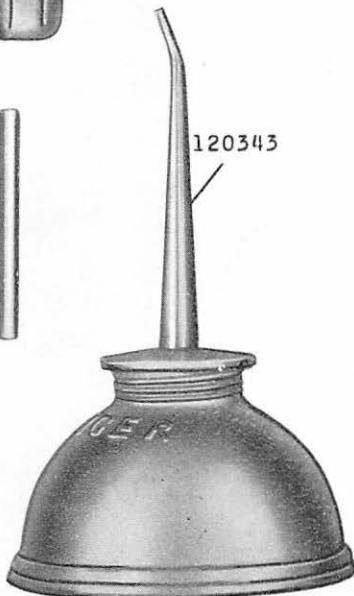
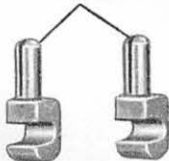
25878

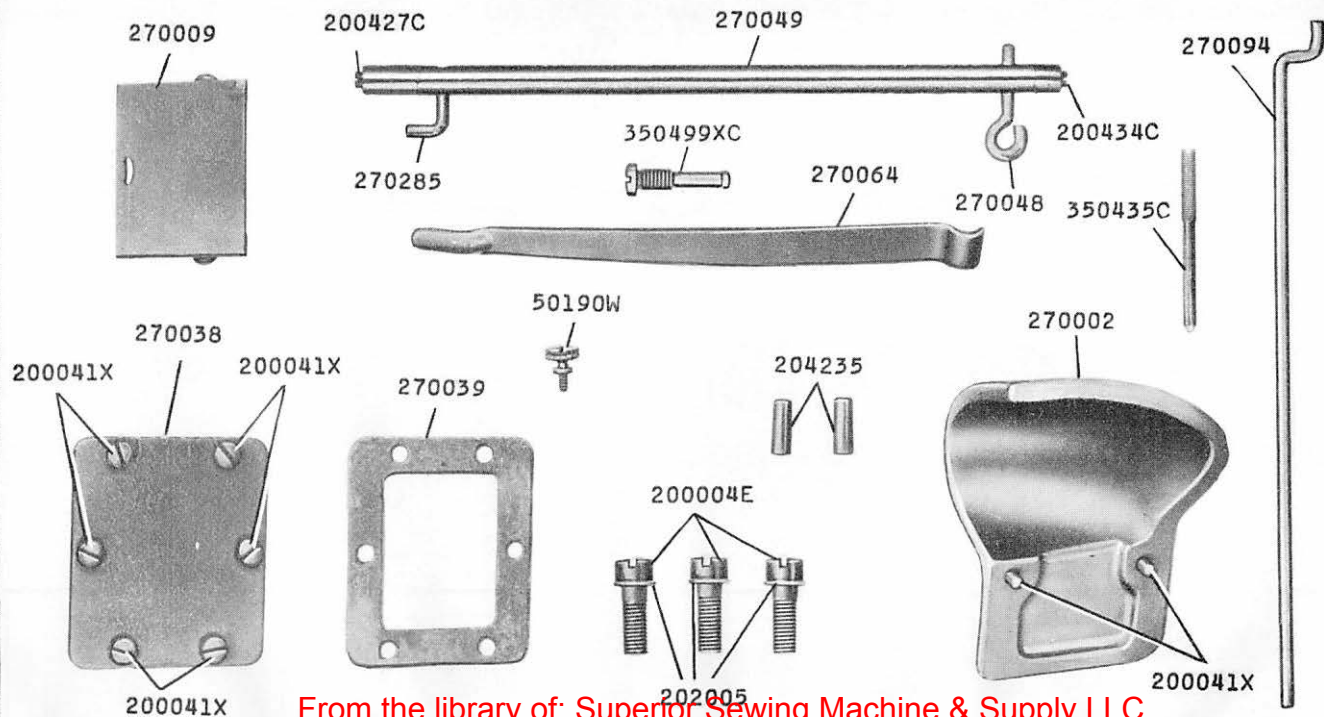


120343



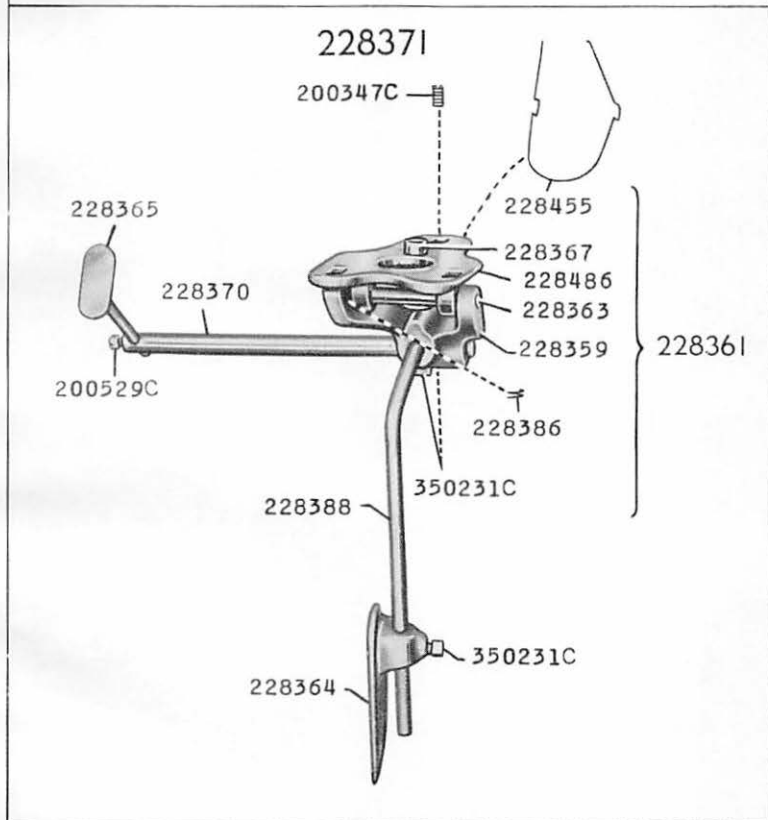
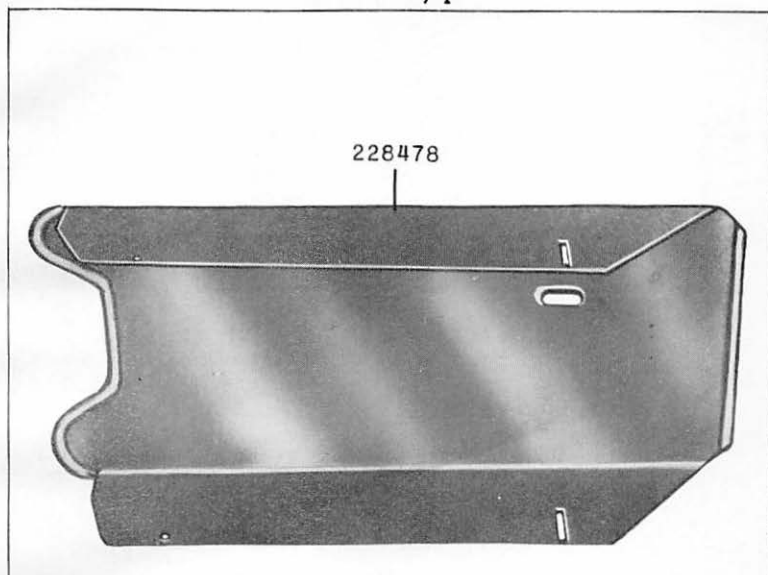
12361



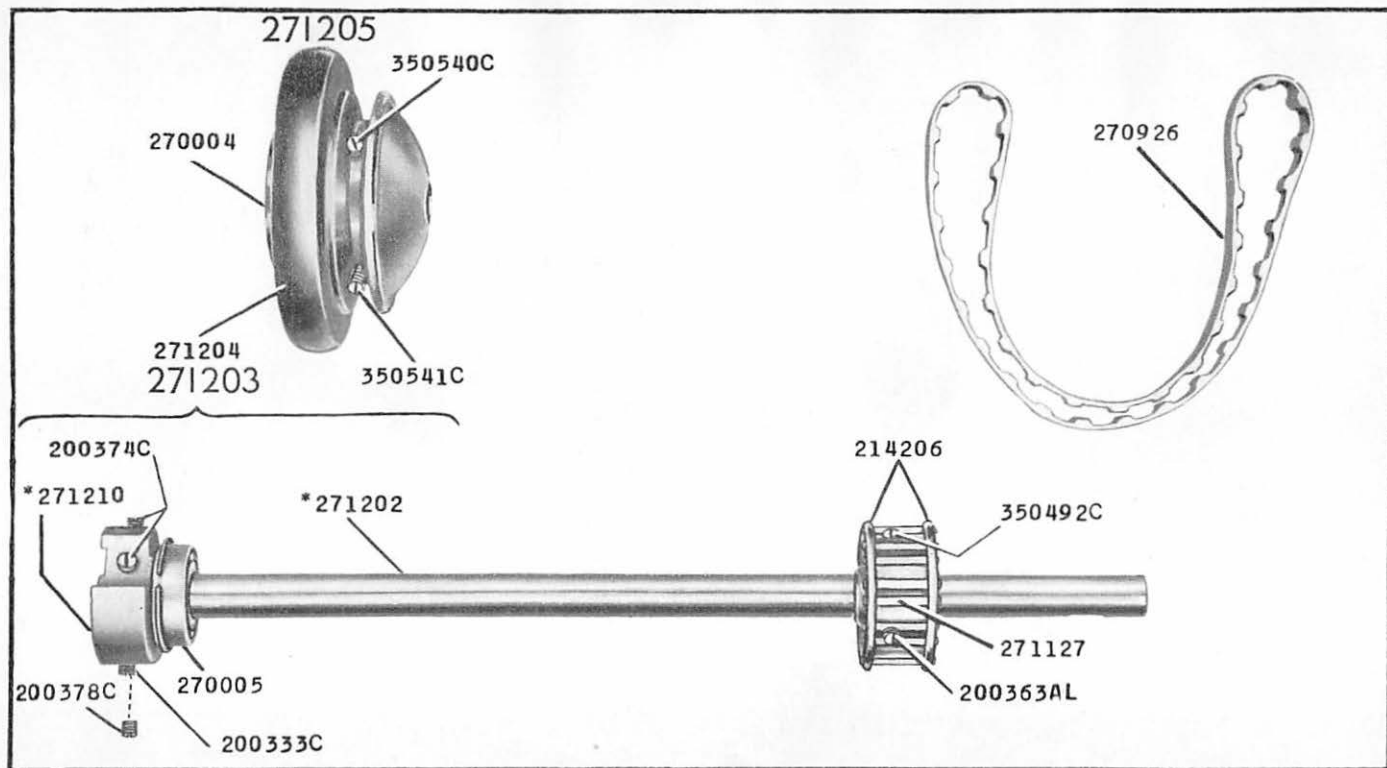


From the library of: Superior Sewing Machine & Supply LLC

18311 - 1/4







18444 - 3/8

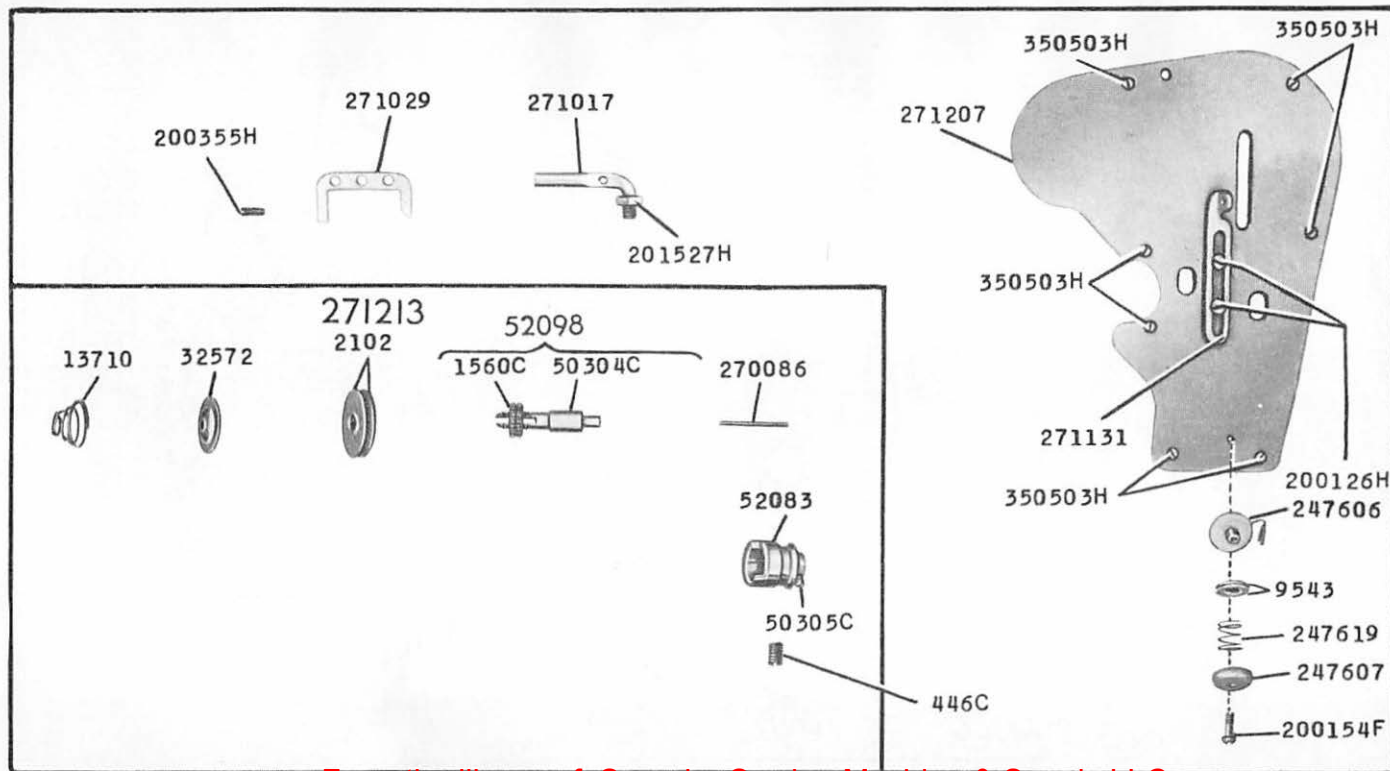
From the library of: Superior Sewing Machine & Supply LLC



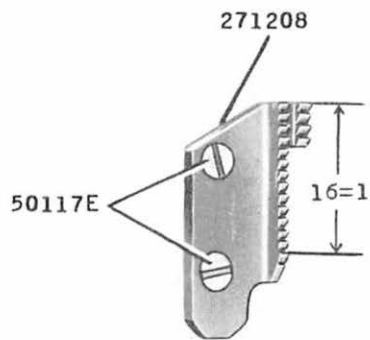
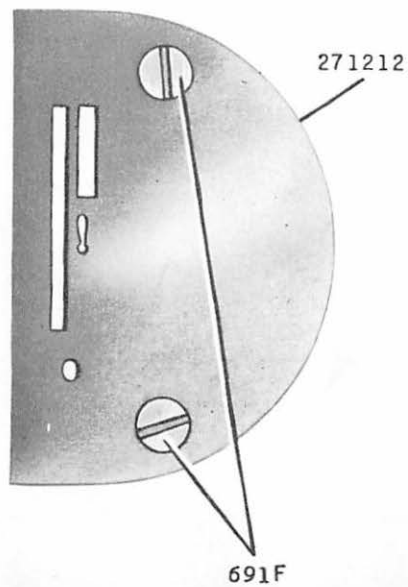


18445 - 1/2

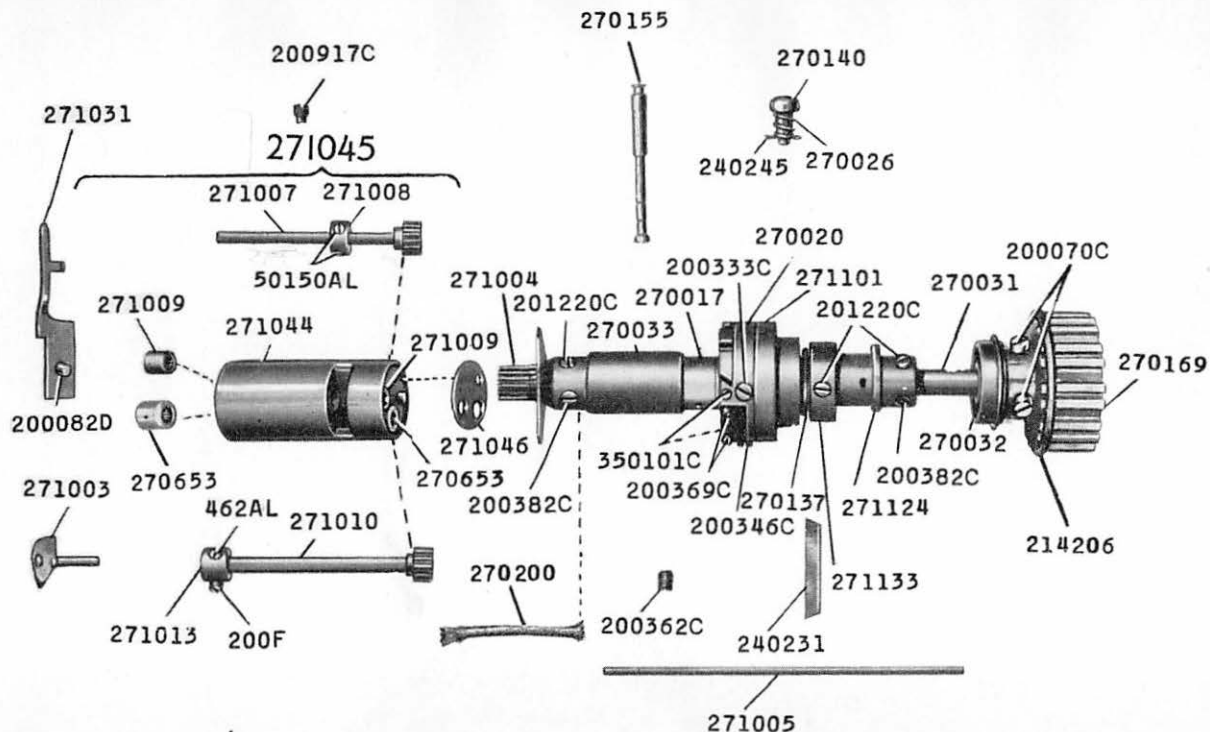




18446 - 3/8



18447



SINGER Needles should be used  
in SINGER Machines.  
These Needles and their Containers  
are marked with the  
Company's Trade Mark "SIMANCO.\*\*" 1

Needles in Containers marked  
"FOR SINGER MACHINES"  
are NOT **SINGER** made needles. 2

